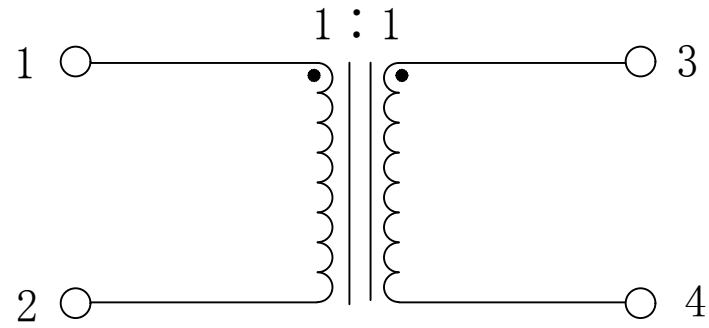


Schematic:

REV.	ECN NO.	DESCRIPTION	DATE	APPD
A	REL		2016/09/17	



Electrical Specifications @25°C

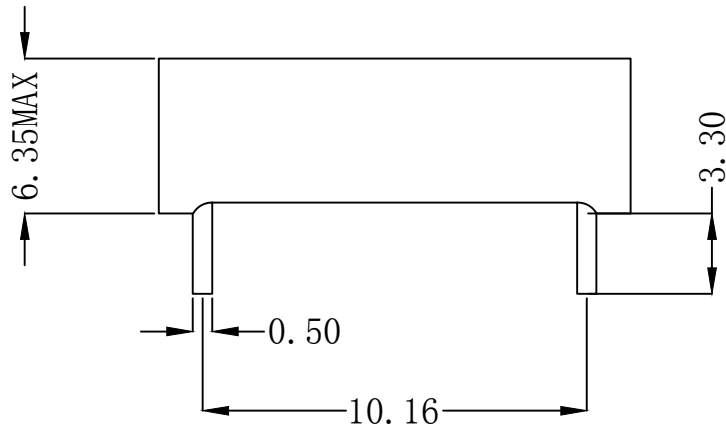
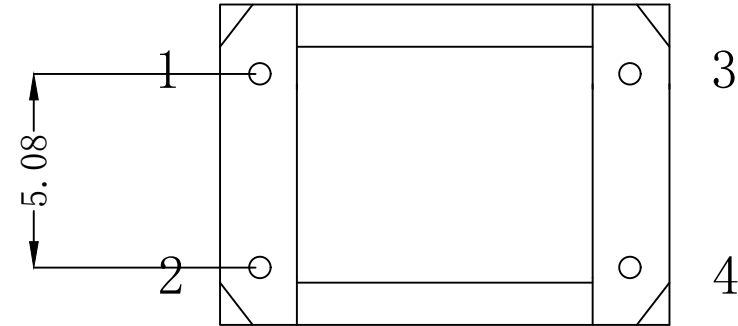
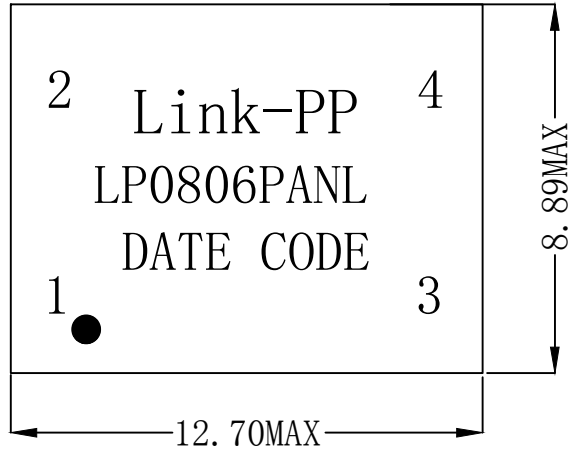
1. Turns Ratio (Pri : Sec $\pm 3\%$): 1:1
2. Pri Pins: 1-2
3. OCL: 800uH Min
4. ET Constant : 22 (V-us Min)
5. DCR (Pri): 0.9 Ω Max
6. Hi-Pot: 3000Vrms
7. Operating Temperature: -40°C ~ +105°C



X:X	APPD:	LINK-PP INT'L TECHNOLOGY CO., LIMITED
X:XX	CHKD:	
X:XXX	DR: James	Title: Converter Isolation Modules
ANGLES $\pm 1^\circ$	UNIT: mm	PART NO.: LP0806PANL
	SCALE: 2/1	SHEET: 1/2
	REV: A	DWG NO.: LP16091704

Mechanical:

REV.	ECN NO.	DESCRIPTION	DATE	APPD
A	REL		2016/09/17	



NOTES:

1. Designed to support application, such as SOHO (ADSL modems), LAN-on-Motherboard (LOM), hub and Switches.
2. Plastic: Thermoset plastic material with flammability rating UL 94V-0 or better.
3. With various Turns Ratios.
4. Maximum reflow temperature is 245°C, 5 Sec.
5. UL Certification: File Number E484635

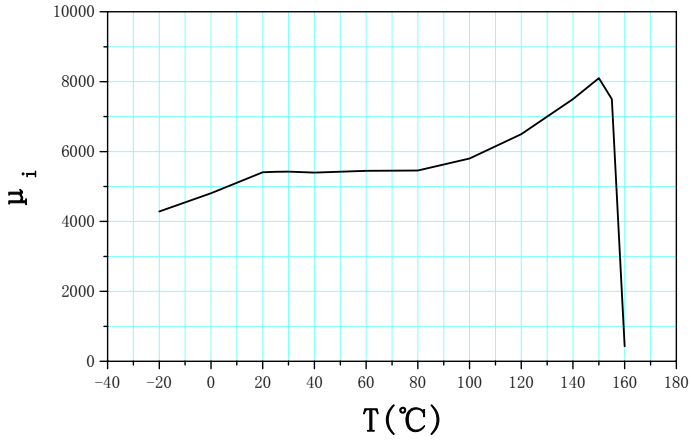
Dimensions: mm
Unless otherwise specified, all tolerances are ± 0.25



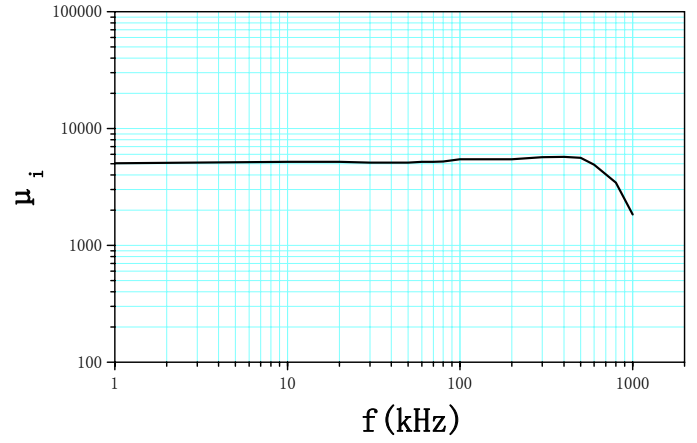
X:X	APPD:	LINK-PP INT'L TECHNOLOGY CO., LIMITED		
X:XX	CHKD:	Title: Converter Isolation Modules		
X:XXX	DR: James	PART NO.: LP0806PANL		
ANGLES $\pm 1^\circ$	UNIT: mm	SCALE: 2/1	SHEET: 2/2	REV: A DWG NO.: LP16091704

R5K 材料特性曲线

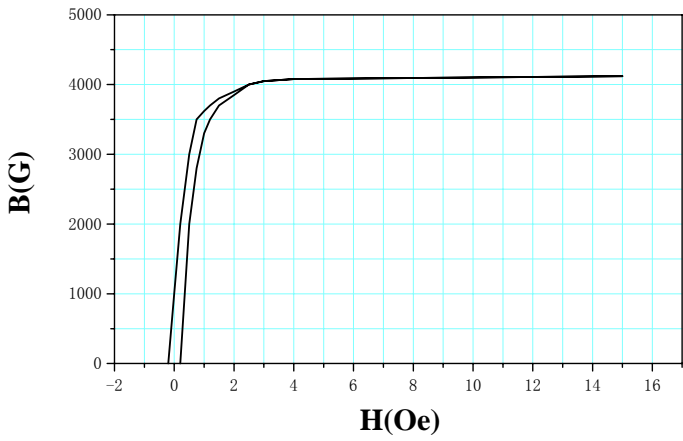
Initial Permeability Vs. Temperature



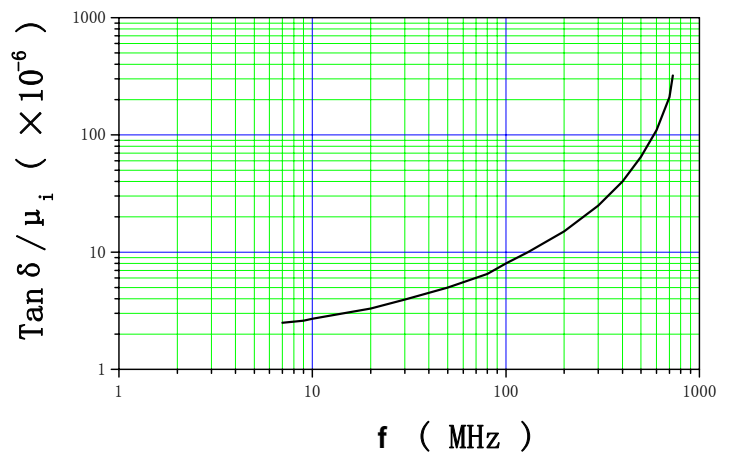
Initial Permeability Vs. Frequency



Flux Density Vs. Magnetic Field

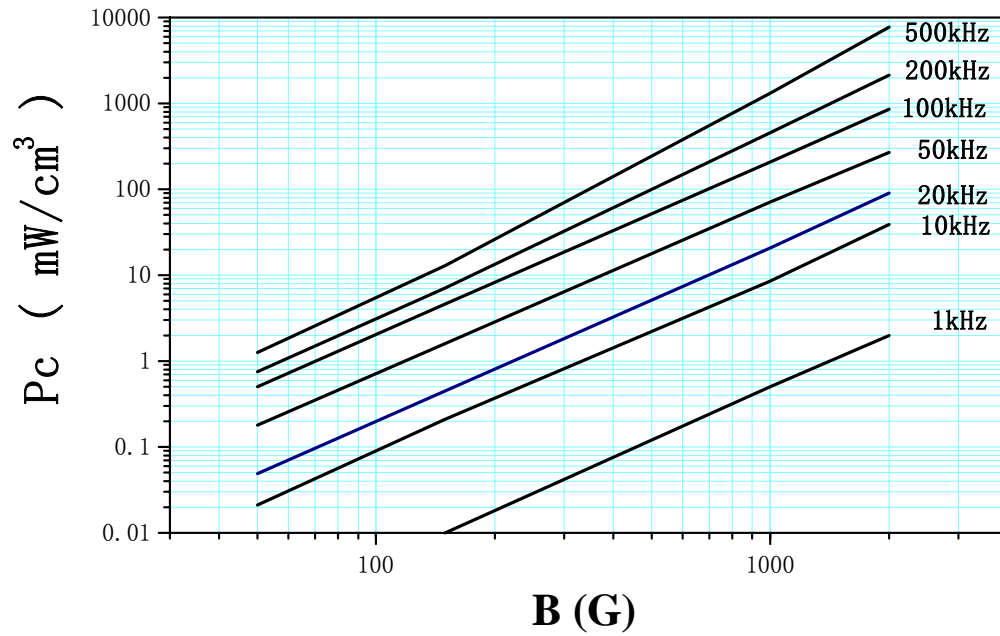


Relative Loss Factor Vs. Frequency



R5K 材料特性曲线

Power Loss vs. Flux Density



Flux Density vs. Temperature

